

Enhanced Surface U Tube Heat Exchangers

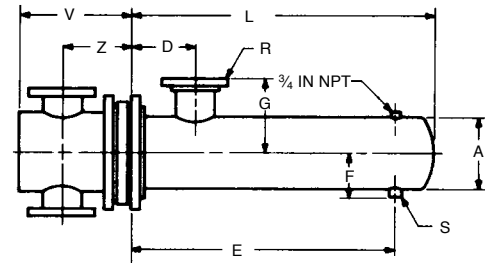
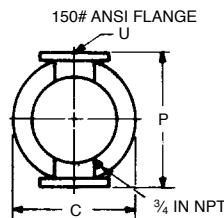
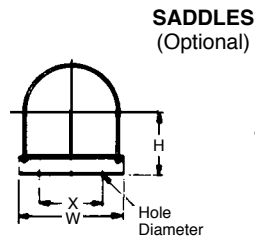
14" DIAMETER STEAM

SUPERSEDES: March 15, 2000

EFFECTIVE: August 1, 2006

Job: _____

Item No.	Model No.	Pass	GPM Tubes	Temp. In	Temp. Out	Steam Pressure Shell	Pressure Drop Tubes	Velocity Tubes



DIMENSIONS: 14 Inch Diameter

Model Number	Fabricated Steel Heads				Dimensions (inches)									Heating Surface (sq. ft.)	Shipping Weight (lbs)
	P	U	V	Z	A	C	D	E	F	G	L	R	S		
E14206S	26	6F	18 ³ / ₈	12 ³ / ₈	14	21	10	29	8 ³ / ₄	12	37 ¹ / ₄	6F	1 ¹ / ₄ T	72.1	568
E14208S	26	6F	18 ³ / ₈	12 ³ / ₈	14	21	10	40 ¹ / ₂	8 ³ / ₄	12	49 ¹ / ₄	6F	2T	100.0	664
E14210S	26	6F	18 ³ / ₈	12 ³ / ₈	14	21	10	52 ¹ / ₂	8 ³ / ₄	12	61 ¹ / ₄	6F	2T	127.9	756
E14212S	26	6F	18 ³ / ₈	12 ³ / ₈	14	21	10	64 ¹ / ₂	8 ³ / ₄	12	73 ¹ / ₄	8F	2T	155.8	847
E14214S	26	6F	18 ³ / ₈	12 ³ / ₈	14	21	10	76	9 ⁵ / ₈	12	85 ¹ / ₄	8F	2 ¹ / ₂ T	183.6	937
E14216S	26	6F	18 ³ / ₈	12 ³ / ₈	14	21	10	88	9 ⁵ / ₈	12	97 ¹ / ₄	8F	2 ¹ / ₂ T	211.5	1029
E14218S	26	6F	18 ³ / ₈	12 ³ / ₈	14	21	10	100	9 ⁵ / ₈	12	109 ¹ / ₄	10F	2 ¹ / ₂ T	239.4	1120
E14220S	26	6F	18 ³ / ₈	12 ³ / ₈	14	21	10	112	9 ⁵ / ₈	12	121 ¹ / ₄	10F	3T	267.3	1212

SADDLE DIMENSIONS: H-10; W-17; X-12; Hole Dia.-³/₄.

MATERIALS OF CONSTRUCTION (Unless otherwise indicated, standard will be furnished.)

	Standard	Optional
Shell	Steel	304ss, 316ss
Head	Cast Iron 4-10" Fabricated Steel 12-30"	Fabricated Steel, Cast Bronze, Fabricated 304ss/316ss
Tubes	3/4 x 20 BWG Copper	Cast Bronze, Fabricated 304ss/316ss
Tube Sheet	Steel	3/4 x 18 BWG Copper, Steel, 304ss, 316ss, 90/10 Cu Ni, Admiralty
Separators	Steel	Bronze, Brass, 304ss, 316ss, 90/10 Cu Ni
Working Pressure	150 PSIG (ASME)	Bronze, Brass, 304ss, 316ss, 90/10 Cu Ni
Max. Temperature	375°F	Consult Factory
		Consult Factory

All dimensions shown are subject to change and should not be used for pre-piping. Contact your local Taco representative should certified dimensional drawings be required.

