

Enhanced Surface U Tube Heat Exchangers

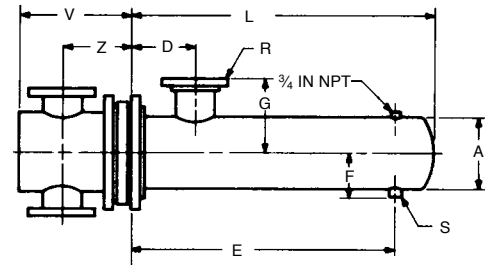
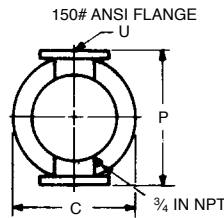
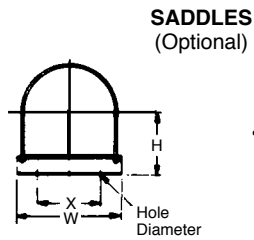
30" DIAMETER STEAM

SUPERSEDES: March 15, 2000

EFFECTIVE: August 1, 2006

Job: _____

Item No.	Model No.	Pass	GPM Tubes	Temp. In	Temp. Out	Steam Pressure Shell	Pressure Drop Tubes	Velocity Tubes



DIMENSIONS: 30 Inch Diameter

Model Number	Fabricated Steel Heads				Dimensions (inches)										Heating Surface (sq. ft.)	Shipping Weight (lbs)
	P	U	V	Z	A	C	D	E	F	G	L	R	S			
E30206S	42	14F	31 ⁷ / ₈	21 ¹ / ₈	30	38 ³ / ₄	16	23	20	22	38 ¹ / ₂	16F	6F	307.2	2567	
E30208S	42	14F	31 ⁷ / ₈	21 ¹ / ₈	30	38 ³ / ₄	16	35	20	22	50 ¹ / ₂	16F	6F	452.5	2886	
E30210S	42	14F	31 ⁷ / ₈	21 ¹ / ₈	30	38 ³ / ₄	16	47	20	22	62 ¹ / ₂	16F	6F	597.8	3205	
E30212S	42	14F	31 ⁷ / ₈	21 ¹ / ₈	30	38 ³ / ₄	16	59	20	22	74 ¹ / ₂	16F	6F	743.1	3524	
E30214S	42	14F	31 ⁷ / ₈	21 ¹ / ₈	30	38 ³ / ₄	16	71	20	22	86 ¹ / ₂	16F	6F	888.4	3843	
E30216S	42	14F	31 ⁷ / ₈	21 ¹ / ₈	30	38 ³ / ₄	16	83	20	22	98 ¹ / ₂	16F	6F	1033.7	4162	
E30218S	42	14F	31 ⁷ / ₈	21 ¹ / ₈	30	38 ³ / ₄	17	95	20	22	110 ¹ / ₂	18F	8F	1179.0	4481	
E30220S	42	14F	31 ⁷ / ₈	21 ¹ / ₈	30	38 ³ / ₄	17	107	20	22	122 ¹ / ₂	18F	8F	1324.3	4800	

SADDLE DIMENSIONS: H-21; W-33; X-22; Hole Dia.-⁷/₈.

MATERIALS OF CONSTRUCTION (Unless otherwise indicated, standard will be furnished.)

	Standard	Optional
Shell	Steel	304ss, 316ss
Head	Cast Iron 4-10" Fabricated Steel 12-30"	Fabricated Steel, Cast Bronze, Fabricated 304ss/316ss Cast Bronze, Fabricated 304ss/316ss
Tubes	3/4 x 20 BWG Copper	3/4 x 18 BWG Copper, Steel, 304ss, 316ss, 90/10 Cu Ni, Admiralty
Tube Sheet	Steel	Bronze, Brass, 304ss, 316ss, 90/10 Cu Ni
Separators	Steel	Bronze, Brass, 304ss, 316ss, 90/10 Cu Ni
Working Pressure	150 PSIG (ASME)	Consult Factory
Max. Temperature	375°F	Consult Factory

All dimensions shown are subject to change and should not be used for pre-piping. Contact your local Taco representative should certified dimensional drawings be required.

